

MEGMEET

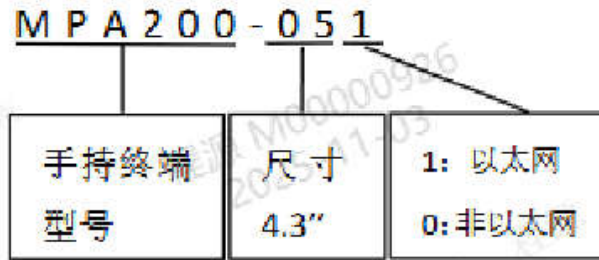
PLC 手持操作终端随机手册

提示


.....	1
.....	3
.....	5
.....	5
.....	5
.....	6
.....	7
.....	7
.....	8
.....	10
.....	12
.....	12
.....	13
.....	13
.....	14
.....	15
.....	16
.....	17
.....	18
.....	19
.....	20
.....	21
.....	22

1 产品信息


1.1



1.2

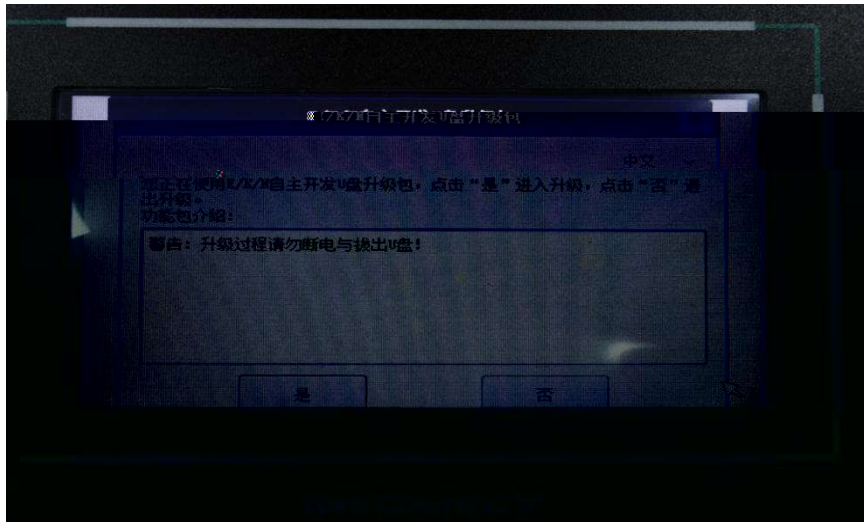


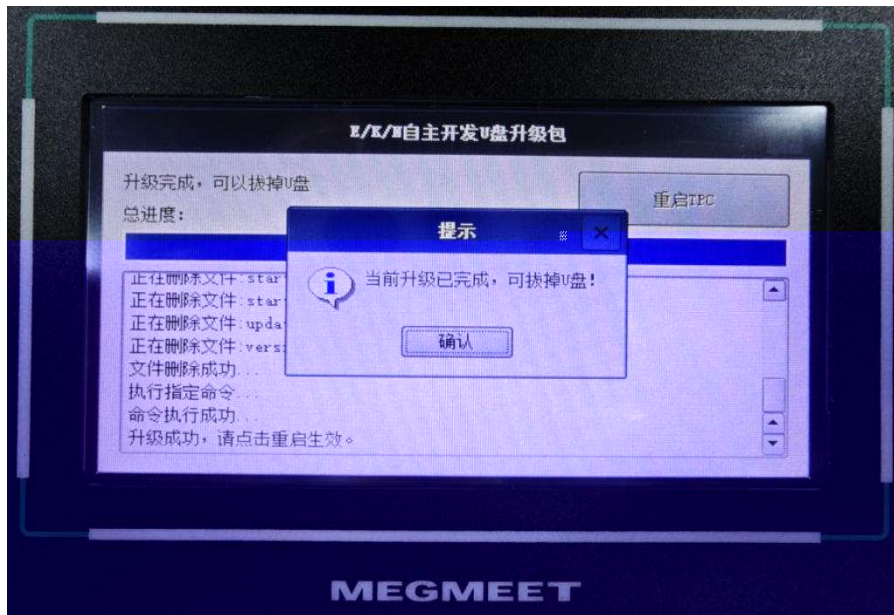
1.3



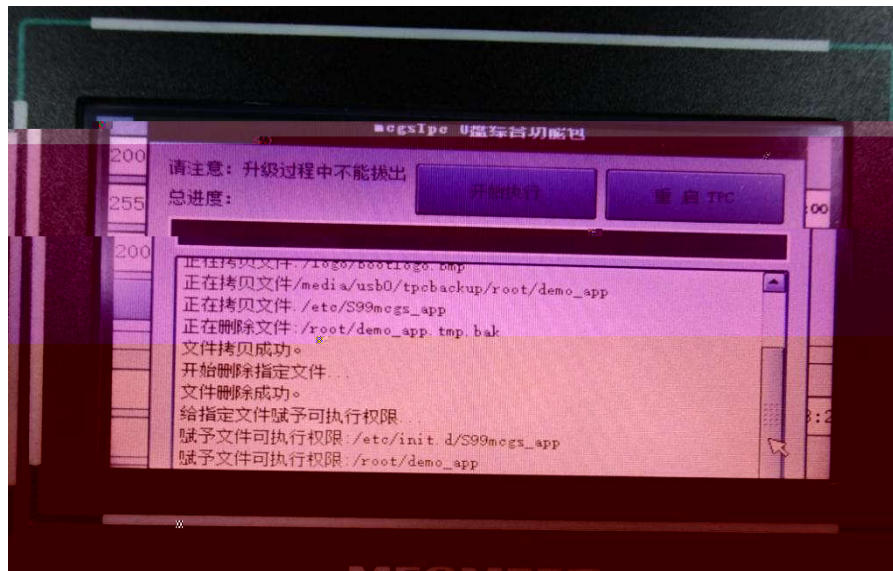
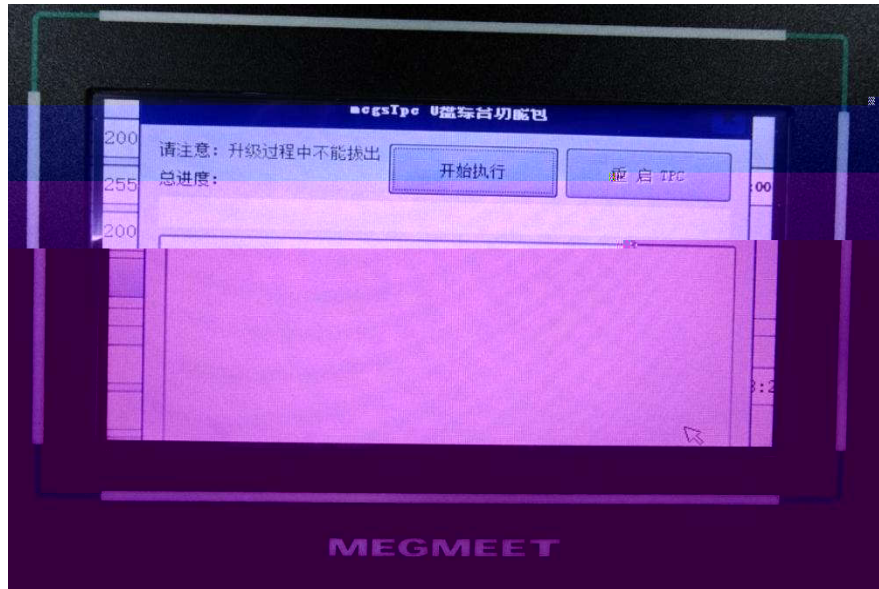
2 环境烧录

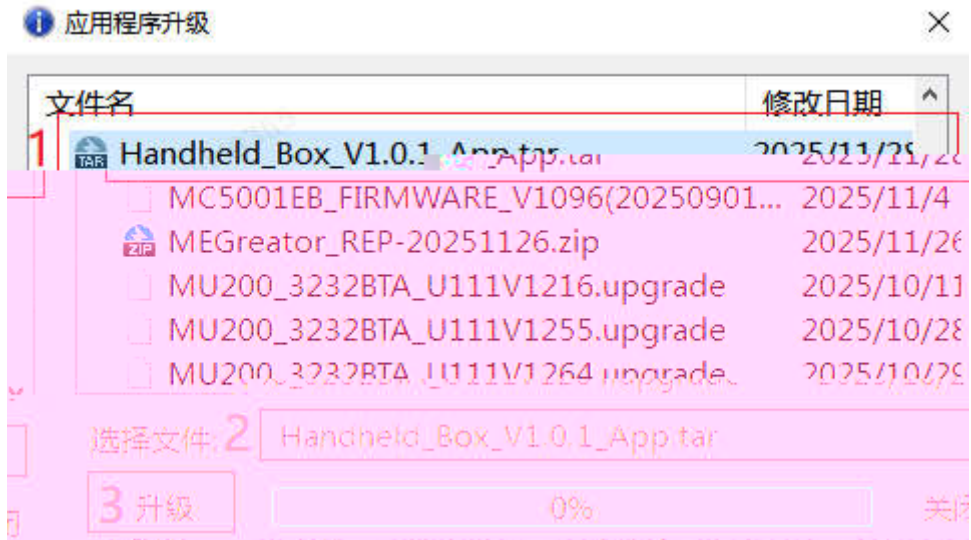
2.1 U





2.2





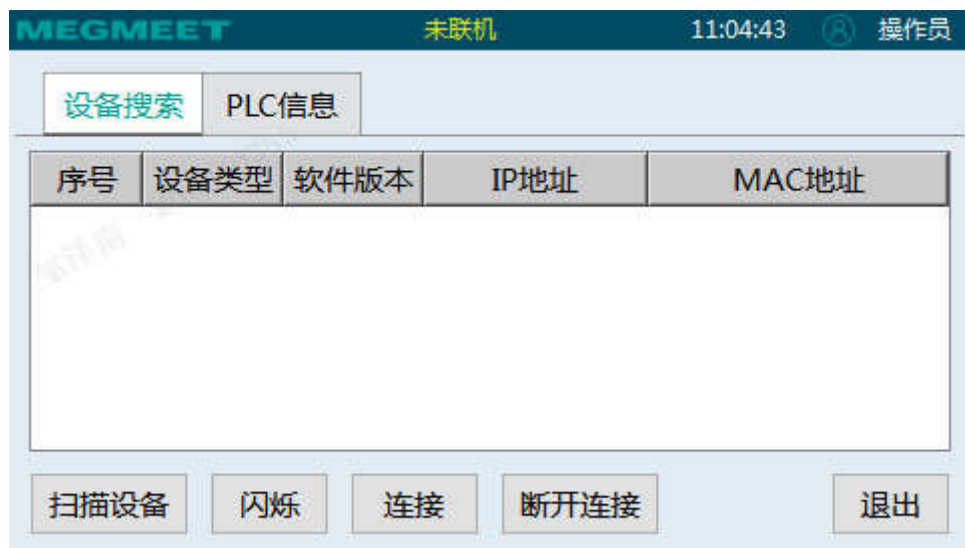
3 功能页面说明

3.1



3.2 PLC

3.2.1 设备搜索页面



3.2.2 PLC 信息页面

序号	名称	数据
1	CPU类型	
2	版本号	
3	当前扫描速率	
4	最小扫描速率	

3.3

MEGMEET 未联机 13:37:34 操作员

序号	程序名	剩余次数	修 [^]
1	MU100_TEST(MU100_4040BTA)	100	2025_1
2	MU320简单测试程序(MU320_2424BBA)	98	2025_1
3	测试程序(MC5001EB)	96	2025_1
4	MC5001EB_Expand(MC5001EB)	31	2025_1

选择程序:

下载 联机全 退出

3.4

MEGMEET 未联机 13:57:52 操作员

数据导出设置

类型	起始地址	元件数量	选择
M元件:	<input type="text" value="0"/>	<input type="text" value="8000"/>	<input checked="" type="checkbox"/>
S元件:	<input type="text" value="0"/>	<input type="text" value="2000"/>	<input checked="" type="checkbox"/>
C元件:	<input type="text" value="0"/>	<input type="text" value="200"/>	<input checked="" type="checkbox"/>
T元件:	<input type="text" value="0"/>	<input type="text" value="500"/>	<input checked="" type="checkbox"/>
D元件:	<input type="text" value="0"/>	<input type="text" value="10000"/>	<input checked="" type="checkbox"/>
R元件:	<input type="text" value="0"/>	<input type="text" value="10000"/>	<input checked="" type="checkbox"/>

序号	数据名
1	MC700E_202511...
2	MU100_2025112...
3	MC5001FB_2025...

0%

导出 导入

删除 退出

3.5



3.6

The screenshot displays the MEGMEET software interface. At the top, there is a dark blue header bar with the text "MEGMEET" on the left, "未联机" (Not Online) in the center, and "14:17:12" and "操作员" (Operator) on the right. Below the header, the main area is light blue. A white-bordered box titled "操作终端IP" (Operation Terminal IP) contains three input fields: "IP地址" (IP Address) with the value "192.168.1.22", "子网掩码" (Subnet Mask) with the value "255.255.255.0", and "网关" (Gateway) with the value "192.168.1.1". Below these fields is a "设置" (Settings) button. In the bottom right corner of the main area, there is a "退出" (Exit) button.

3.7



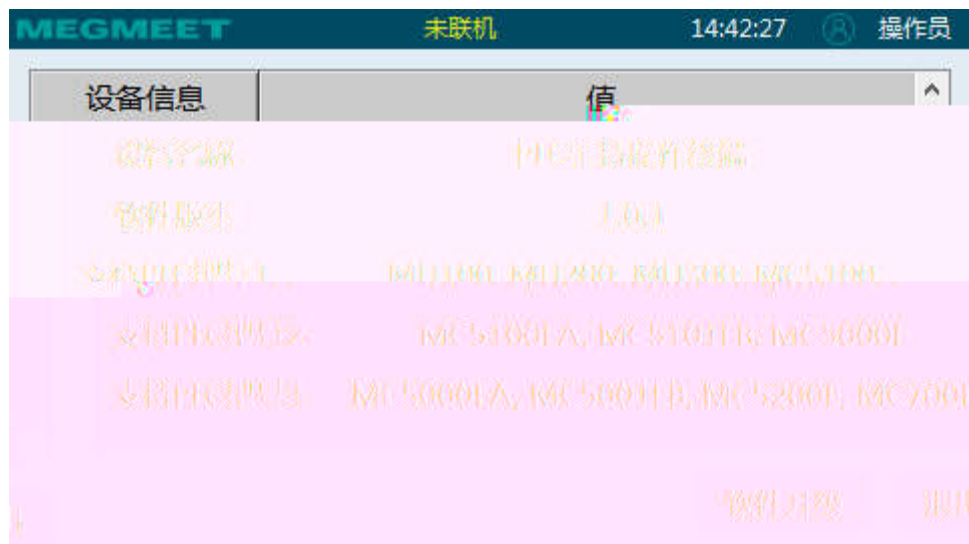
3.8

MEGMEET 未联机 14:36:31 操作员

序号	运行记录	时间
1	启动操作终端!!!	2025-12-02 10:3...
2	退出操作终端!!!	2025-12-02 10:2...
3	启动操作终端!!!	2025-12-02 10:0...
4	退出操作终端!!!	2025-11-27 20:3...
5	启动操作终端!!!	2025-11-27 19:2...

清空 退出

3.9



The screenshot displays the MEGMEET software interface. At the top, the status bar shows 'MEGMEET' on the left, '未联机' (Offline) in the center, and '14:42:27' and '操作员' (Operator) on the right. Below the status bar is a table with two columns: '设备信息' (Device Information) and '值' (Value). The table lists various device specifications and their corresponding values.

设备信息	值
设备名称	中C型封套有漆罐
软件版本	1.001
支持的型号	K41100, K41200, K41500, K4C5100
支持的量程段	MC 5100(A), MC 5100(B), MC 5000
支持的分辨率	K4C 5000(A), K4C 5000(B), MC 5200, MC 700
	软件升级

3.10

