

MEGMEET

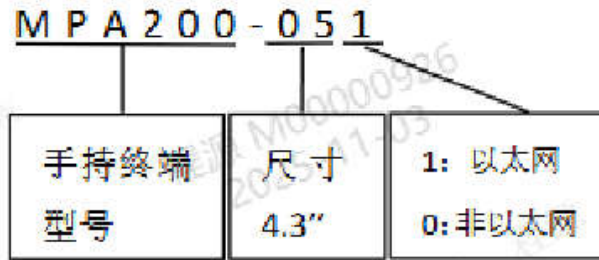
PLC 手持操作终端随机手册

提示


.....	1
.....	3
.....	5
.....	5
.....	5
.....	6
.....	7
.....	7
.....	8
.....	10
.....	12
.....	12
.....	13
.....	13
.....	14
.....	15
.....	16
.....	17
.....	18
.....	19
.....	20
.....	21
.....	22

1 产品信息

1.1



1.2

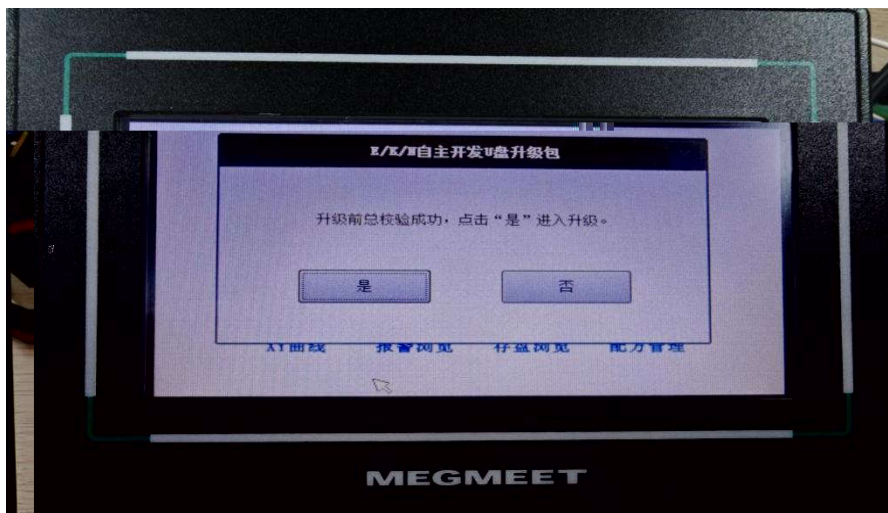
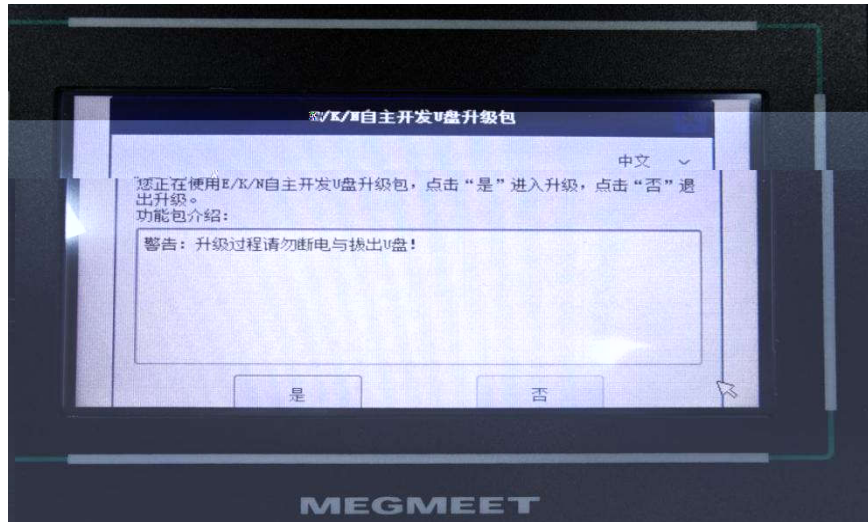


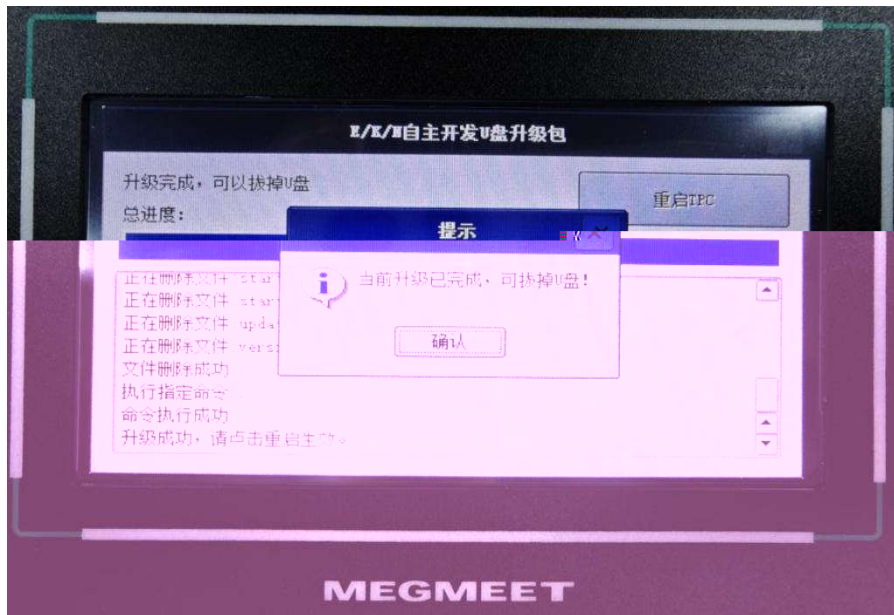
1.3



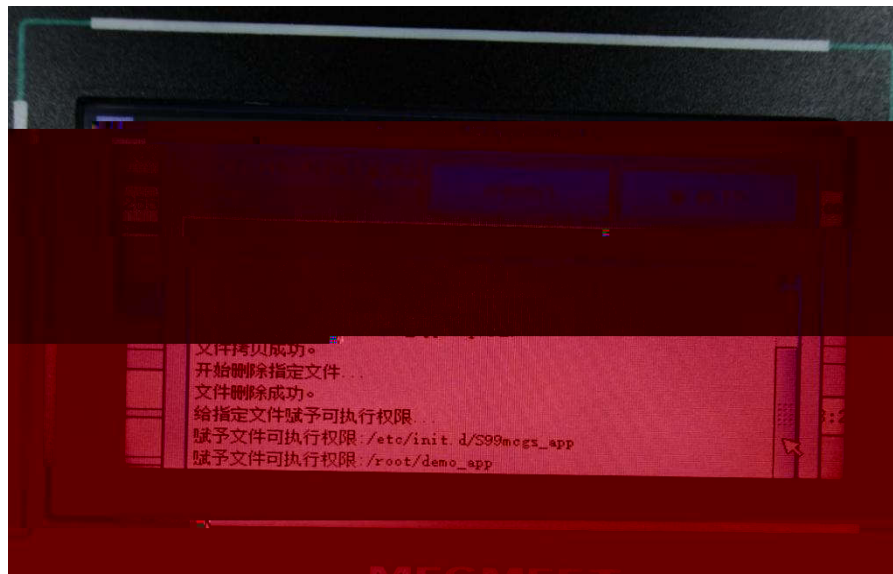
2 环境烧录

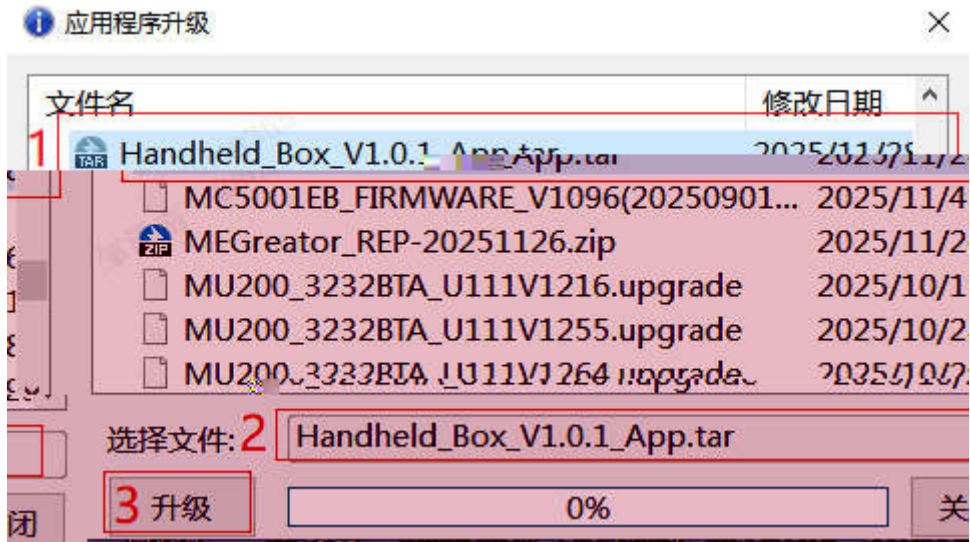
2.1 U





2.2





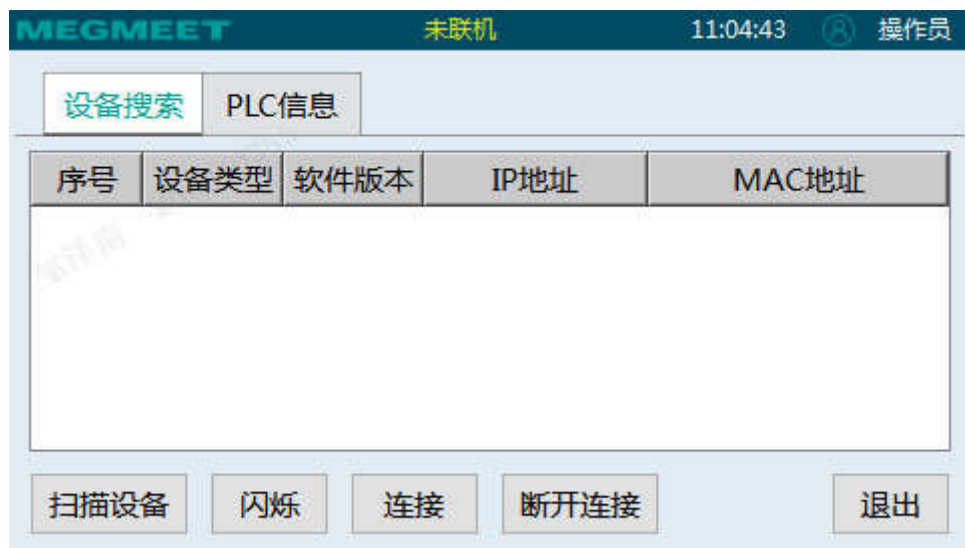
3 功能页面说明

3.1



3.2 PLC

3.2.1 设备搜索页面



3.2.2 PLC 信息页面



序号	名称	数据
1	CPU类型	
2	版本号	
3	当前扫描速率	
4	最小扫描速率	

3.3



The screenshot displays the MEGMEET software interface. At the top, the title bar shows 'MEGMEET', '未联机' (Not Online), the time '13:37:34', and the user '操作员' (Operator). Below the title bar is a table with four columns: '序号' (Serial Number), '程序名' (Program Name), '剩余次数' (Remaining Count), and '修' (Repair/Status). The table contains four rows of data. Below the table, there is a '选择程序:' (Select Program:) label and a text input field. At the bottom, there are buttons for '下载' (Download), '删除' (Delete), and a button with a red 'X' icon.

序号	程序名	剩余次数	修
1	MU100_TEST(MU100_4040BTA)	100	2025_1
2	MU1202简单测试程序(MU1202_2124880)	98	2025_1
3	测试程序(MC5001EB)	96	2025_1
4	MC5001EB_Expand(MC5001EB)	31	2025_1

选择程序:

下载 删除

3.4

MEGMEET 未联机 13:57:52 操作员

数据导出设置

类型	起始地址	元件数量	选择
M元件:	<input type="text" value="0"/>	<input type="text" value="8000"/>	<input checked="" type="checkbox"/>
S元件:	<input type="text" value="0"/>	<input type="text" value="2000"/>	<input checked="" type="checkbox"/>
C元件:	<input type="text" value="0"/>	<input type="text" value="200"/>	<input checked="" type="checkbox"/>
T元件:	<input type="text" value="0"/>	<input type="text" value="500"/>	<input checked="" type="checkbox"/>
D元件:	<input type="text" value="0"/>	<input type="text" value="10000"/>	<input checked="" type="checkbox"/>
R元件:	<input type="text" value="0"/>	<input type="text" value="10000"/>	<input checked="" type="checkbox"/>

序号	数据名
1	MC700E_202511...
2	MU100_2025112...
3	MC5001FB_2025...

0%

导出 导入

删除 退出

3.5



3.6

The screenshot displays the MEGMEET software interface. At the top, there is a dark blue header bar with the text "MEGMEET" on the left, "未联机" (Not Online) in the center, and "14:17:12" and "操作员" (Operator) on the right. Below the header, the main area is light blue. A white-bordered box titled "操作终端IP" (Operation Terminal IP) contains three input fields: "IP地址" (IP Address) with the value "192.168.1.22", "子网掩码" (Subnet Mask) with "255.255.255.0", and "网关" (Gateway) with "192.168.1.1". Below these fields is a "设置" (Settings) button. In the bottom right corner of the main area, there is a "退出" (Exit) button.

操作终端IP	
IP地址	192.168.1.22
子网掩码	255.255.255.0
网关	192.168.1.1

设置

退出

3.7



3.8

MEGMEET 未联机 14:36:31 操作员

序号	运行记录	时间
1	启动操作终端!!!	2025-12-02 10:3...
2	退出操作终端!!!	2025-12-02 10:2...
3	启动操作终端!!!	2025-12-02 10:0...
4	退出操作终端!!!	2025-11-27 20:3...
5	启动操作终端!!!	2025-11-27 19:2...

清空 退出

3.9

The screenshot displays the MEGMEET software interface. At the top, there is a status bar with the text "MEGMEET", "未联机" (Not Online), the time "14:42:27", and the user "操作员" (Operator). Below this is a table with two columns: "设备信息" (Device Information) and "值" (Value). The table contains the following data:

设备信息	值
设备名称	PLC手持操作终端
软件版本	1.0.1
支持PLC型号1	MU100, MU200, MU300, MC5100
支持PLC型号2	MC5100EA, MC5101EB, MC5000E
支持PLC型号3	MC5000EA, MC5001EB, MC5200E, MC7000E

At the bottom of the interface, there are two buttons: "退出" (Exit) on the left and "软件升级" (Software Upgrade) on the right.

3.10

