




□  
□  
□

□  
□

□

○

www.3f



01  
03  
05  
07  
09  
11

13 MIPC1000-80T  
15 MPS10020KT-C  
17 MPS20020KT-C  
19 MIPC1000-100  
21 MIPC1000-100C2  
23 MIPC1000-160L  
25 MIPC1000-135C1

27 CU  
28 CU  
29 P C









240 kW





( ) ( )




IP54



/



OTA







\_\_\_\_\_

( )

\_\_\_\_\_

\_\_\_\_\_

\_\_\_\_\_

\_\_\_\_\_

\_\_\_\_\_

\_\_\_\_\_

( )

\_\_\_\_\_

\_\_\_\_\_


--  
--  
--

\_\_\_\_\_

\_\_\_\_\_

\_\_\_\_\_

\_\_\_\_\_

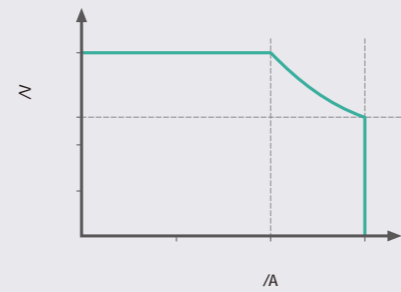


\_\_\_\_\_

\_\_\_\_\_

\_\_\_\_\_

\_\_\_\_\_



\_\_\_\_\_

( )

\_\_\_\_\_

\_\_\_\_\_

\_\_\_\_\_

\_\_\_\_\_

\_\_\_\_\_

\_\_\_\_\_

( )

\_\_\_\_\_

\_\_\_\_\_

⋮

\_\_\_\_\_

\_\_\_\_\_

\_\_\_\_\_

∧

\_\_\_\_\_

\_\_\_\_\_

\_\_\_\_\_

\_\_\_\_\_

\_\_\_\_\_

\_\_\_\_\_

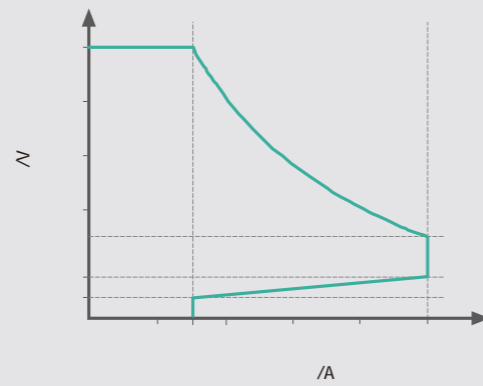
\_\_\_\_\_

( )

\_\_\_\_\_

# MIPC1000-100

MIPC1000-100G CE  
MIPC1000-100G 1 UL



( )

( )

—  
—  
—

∇

( )






40 kW

MIPC1000-135C1



-----  
-----

# (CCU)




CCU

BMS



- 
- 2 DO
- 15 DI
- 1 PWM
- 2
- 3 AN
- 1
- 1 RS485
- 1 RS232

# (CU)



TCU

LVDS



POS M1 QR




4G WIFI



- 
- 64 Cortex A53 , 1.8 GHz
- LPDDR4,
- 3 RS232
- 2
- 1 RS485
- 2 , 10 / 100 M
- 1 , 10 / 100 / 1000 M

# (PLC



PLC

CCS

CCS, CHAdeMO( )  
 CCS DIN 70121, ISO15118  
 CHAdeMO , 2.0 ( )  
 IEC 61851-2:2023  
 ( )

AN ,  
 RS232 , ,  
 Proxima Detection(PD)  
 EIM, PnC

12 / 24 VDC  
 9~26 VDC  
 for CCS, Max. 40

119 x 229 (mm)  
 -40 °C ~ +85 °C

R&D

>3000

35% ▽

1990

↑ 2024 400+

&  
 32

• 9

38

• 28



CNAS TUV UL-WTDP UL-CTF



ODM

DEM

