



01
03
05
07
09
11

13
15
17
19
21
23
25

27
28
29


MIPC1000-80T
MPS10020KT-C
MPS20020KT-C
MIPC1000-100
MIPC1000-100C2
MIPC1000-160L
MIPC1000-135C1

CU
CU
P C




240 kW






() ()

2000 m 2000 m



- Horizontal bar 1
- Horizontal bar 2
- Horizontal bar 3
- Horizontal bar 4
- Horizontal bar 5
- Horizontal bar 6
- Horizontal bar 7
- Horizontal bar 8
- Horizontal bar 9
- Horizontal bar 10
- Horizontal bar 11
- Horizontal bar 12
- Horizontal bar 13
- Horizontal bar 14
- Horizontal bar 15
- Horizontal bar 16
- Horizontal bar 17
- Horizontal bar 18
- Horizontal bar 19
- Horizontal bar 20



()

()

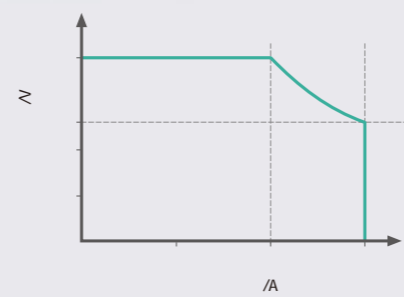

--

--

--

-40 ~ +65

-40 ~ +65



()

()

--
--
--

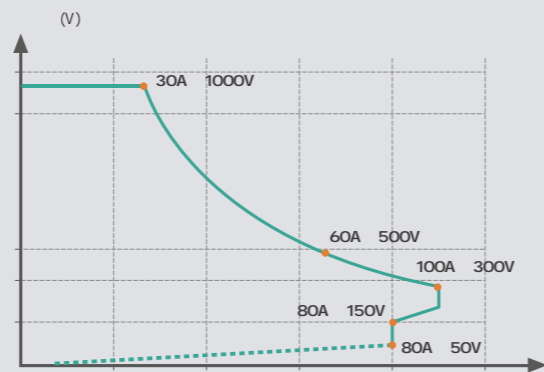
-40 ~ +65

-40 ~ +65

> 1

()

30 kW





	/ 323-456 VAC () 280-480 VAC ()
	> 0.99 @ 50%-100% 5% @ 50%-100% @ 380
	± 1% (20%-100%)
	- -
	-40 ~ +75 -40 ~ +75 5-95%
	2000 m, 4000 m 100 m 1
	300,000
	4.2 kVDC - 3.5 kVDC - 3.5 kVDC - 4.2 kVDC -CAN 4.2 kVDC -CAN
	,
	,
	,
	459 mm ()




40 kW



(CCU)




(CU)




POS M1 QR



4G WIFI



(PLC



R&D

>3000

35% ▽

1990

↑ 2024 400+

&
32

• 9

38

• 28



CNAS TUV UL-WTDP UL-CTF



ODM

DEM

