





01-08

- 01
- 03
- 05
- 07
- 09
- 11

13-25

- 13 MIPC1000-80T
- 15 MPS10020KT-C
- 17 MPS20020KT-C
- 19 MIPC1000-100
- 21 MIPC1000-100C2
- 23 MIPC1000-160L
- 25 MIPC1000-135C1

27-29

- 27 CU
- 28 CU
- 29 P C

30

31-32




240 kW





() ()

2000 m 2000 m




IP54



/



OTA



MPS10020KT-C



()

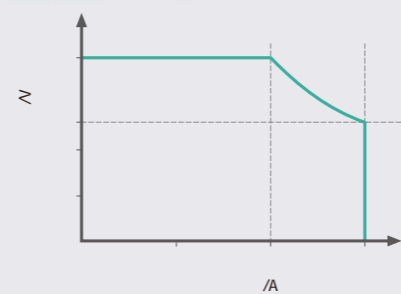
()

--
--
--

-40 ~ +65

-40 ~ +65

MPS20020KT-C



()

()

--
--
--

-40 ~ +65
-40 ~ +65

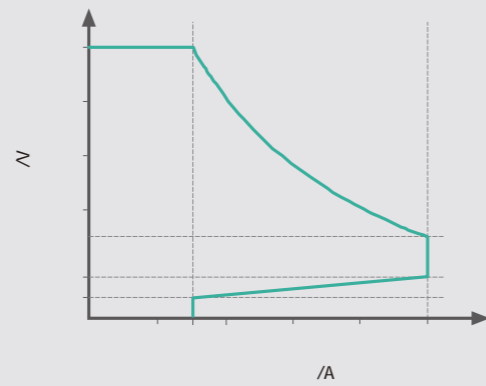
>

1

()

MIPC1000-100

MIPC1000-100G CE
MIPC1000-100G 1 UL



()

()

--
--
--

-40 ~ +75
-40 ~ +75

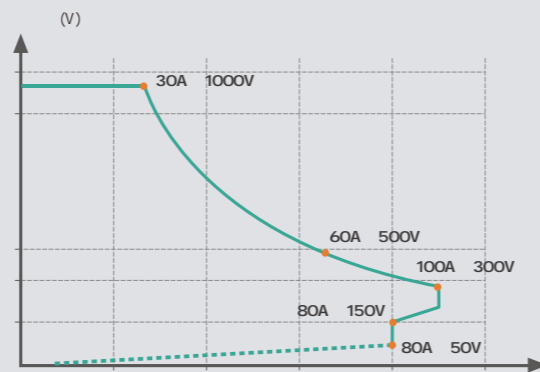
<

1


()

30 kW

MIPC1000-100C2



	/ 323-456 VAC () 280-480 VAC ()
	> 0.99 @ 50%-100% 5% @ 50%-100% @ 380
	± 1% (20%-100%)
	- -
	-40 ~ +75 -40 ~ +75 5-95%
	2000 m, 4000 m 100 m 1
	300,000
	4.2 kVDC - 3.5 kVDC - 3.5 kVDC - 4.2 kVDC -CAN 4.2 kVDC -CAN
/	,
/	,
	,
(W x H x D)	459 mm ()




40 kW

MIPC1000-135C1



(CCU)




CCU

BMS



-
- 2 DO
- 15 DI
- 1 PWM
- 2
- 3 AN
- 1
- 1 RS485
- 1 RS232

(TCU)



TCU

LVDS



POS M1 QR




4G WIFI



-
- 64 Cortex A53 , 1.8 GHz
- LPDDR4,
- 3 RS232
- 2
- 1 RS485
- 2 , 10 / 100 M
- 1 , 10 / 100 / 1000 M

(PLC



PLC

CCS

CCS, CHAdeMO ()
 CCS DIN 70121, ISO15118
 CHAdeMO , 2.0 ()
 IEC 61851-2:2023 ()

AN ,
 RS232 ,
 Proxima Detection(PD)
 EIM, PnC

12 / 24 VDC
 9~26 VDC
 for CCS, Max. 40

119 x 229 (mm)
 -40 °C ~ +85 °C

R&D

>3000

35% ▽

1990

↑ 2024 400+

&
 32

• 9

38

• 28



CNAS TUV UL-WTDP UL-CTF



QDM

DEM

